








Local sales

LA1 4

As part of our customer service promise, we invest time and energy into helping our clients make informed decisions. Our market reports take an analytical approach in presenting latest insight on the UK property market, with a more detailed focus on the LA1 4 market. Talk to us to learn more.




Michelle Gallagher
JD Gallagher


LA1 4 Sales and prices			Local summary	
 Number of sales last 12 months	Houses	174	Flats	18
	 Average price achieved last 12 months	£227,293	£106,805	
 Average price change per square foot	1 year	2.4%	1.4%	<p>Over the last 12 months the average sales price in LA1 4 was £210,759, which compares to £209,115 across the North West Region.</p> <p>The highest value recorded by the Land Registry over the past 12 months was £170,000 for a flat and £695,000 for a house.</p>
	5 years	26.3%	-4.5%	
	10 years	37.5%	26.1%	
National market				
House prices Average house prices across the UK were £268,421 in January, which is 1.3% higher than a year ago (ONS).				
Transactions There were 94,680 transactions in January, down by 1% year-on-year (HMRC).				
% residents who own their home	Population	Average price per square foot	Average house price change	
 69.5%	 15,102	 £235 Last 12 months	 1 year 3.1% North West	
Source: Dataloft by PriceHubble, Land Registry, Census 2021, MHCLG				


Michelle Gallagher

JDG Estate Agents

 66, Market Street, Lancaster, LA1 1HP

 01524 843322

 michelle@jdg.co.uk

 www.jdg.co.uk



Scan me!

APRIL 2026

We'd love to hear from you at our branch. Get in touch!