








Local sales

LA1 2

As part of our customer service promise, we invest time and energy into helping our clients make informed decisions. Our market reports take an analytical approach in presenting latest insight on the UK property market, with a more detailed focus on the LA1 2 market. Talk to us to learn more.




Michelle Gallagher
JD Gallagher


LA1 2 Sales and prices			Local summary	
 Number of sales last 12 months	Houses	122	Flats	5
	 Average price achieved last 12 months	£155,826	£85,740	
 Average price change per square foot	1 year	3.5%	-24.9%	National market House prices Average house prices across the UK were £268,421 in January, which is 1.3% higher than a year ago (ONS). Transactions There were 94,680 transactions in January, down by 1% year-on-year (HMRC).
	5 years	34.2%	24.7%	
	10 years	48.6%	56.5%	
% residents who own their home  57.9%	Population  12,197	Average price per square foot  £186 Last 12 months	Average house price change  1 year 3.1% North West	
<small>Source: Dataloft by PriceHubble, Land Registry, Census 2021, MHCLG</small>				


Michelle Gallagher

JDG Estate Agents

 66, Market Street, Lancaster, LA1 1HP

 01524 843322

 michelle@jdg.co.uk

 www.jdg.co.uk



Scan me!

APRIL 2026

We'd love to hear from you at our branch. Get in touch!